

RW SERIES

Single Position Rewinds

STANDARD FEATURES

- Safety Conscious Designs
- Automatic Process Stop for Web Breaks
- Automatic Process Stop at Pre-Determined Roll Diameter
- Bi-Directional Capability
- Integrated Hoist – Shafted Design
- Programmable Logic Control System (PLC)

SPECIFICATIONS

- Web Width: Up to 27 inch (685 mm)
- Roll Diameter: Up to 50 inch (1270 mm)
- Running Speed: Up to 1000 FPM (304 MPM)
- Materials: Paper, Label, Tag, and Many Other Specialty Materials


OVERVIEW

Provides a Combination of High Performance and Robust Construction

Available in Cantilever and Shafted Designs

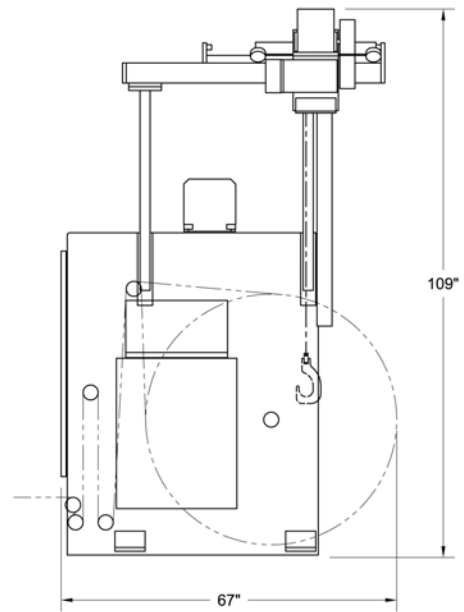
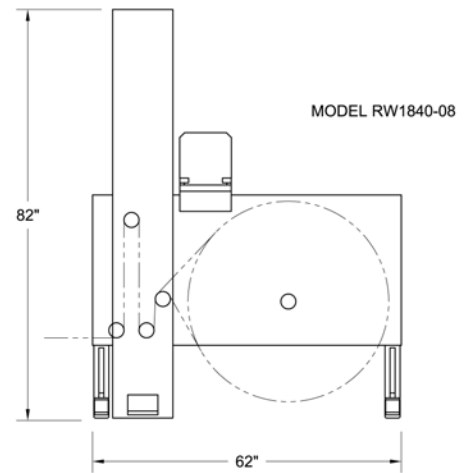
Enhanced Fault Detection and Messaging

Designed for the Global Market



OPTIONS

- Roll Loading Cart – Cantilever Style



DIMENSIONS SUBJECT TO CHANGE WITHOUT NOTICE



Shafted Rewind

KEETI
A QUANTUM DESIGN COMPANY

14357 Commercial Parkway
South Beloit, IL 61080
Phone: (815) 624-8989
Fax: (815) 624-4223
Website: www.KeeneTech.com
Email: info@keenetech.com